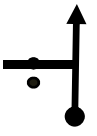
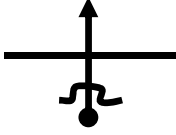
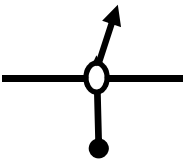
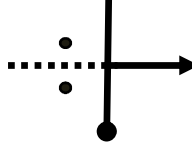
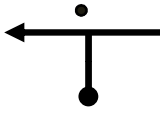
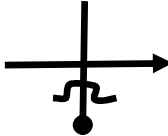
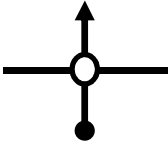
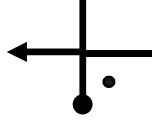
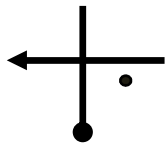
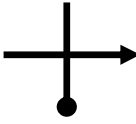


Trail Run WISA - WISA 2014

Distance		Direction	Information	Distance to Run
Total	Part			
0.00	0.00	1 	Nilambari Diagnostics	6.88
0.19	0.19	2 		6.69
0.60	0.41	3 		6.28
1.44	0.84	4 	LHS Gate Rathi Amrai	5.44
1.58	0.14	5 	Unnati Bunglow	5.30
1.67	0.09	6 	Desale Hospital	5.21
2.17	0.50	7 	Gangapur Naka (old)	4.71
2.68	0.51	8 	Rushikesh Hospital	4.20
3.29	0.61	9 	Sai Siddhi Cars	3.59
3.45	0.16	10 		3.43

Trail Run WISA - WISA 2014

Distance		Direction	Information	Distance to Run
Total	Part			
4.63	1.18	 11		2.25
4.76	0.13	 12		2.12
4.95	0.19	 13		1.93
5.24	0.29	 14		1.64
5.48	0.24	 15		1.40
5.79	0.31	 16		1.09
6.37	0.58	 17	Prasad Mangal Karyalay	0.51
6.63	0.26	 18		0.25
6.81	0.18	 19		0.07
6.88	0.07	 20	Wisa office	0.00