



SARVAANGI
more forms of indian beauty

www.wisa.org.in

YORK
TASTING
ROOM

SARVAANGI
PRESENTS

YORK WOMEN'S RALLY

fmSCI
Foundation of Music, Science and Creativity



Media
Partner



Programme

Date	Time	Details	Location
Friday 5 th December 2014	19.00	Closing of Entries	WISA, Office 2,3 Galaxy Appt. Gangapur Road, Nashik.
Saturday; 6 th December 2014	08:00	Publication of Entry List	Sarvaangi Sarees, College Road, Nashik.
	14.00 – 17.00	Document Verification and Vehicle Scrutiny	
	17.30	Ceremonial Start	
	19.00	Compulsory Driver's Briefing	
Sunday 7 th December 2014	08.00	Start of "YORK WOMEN'S RALLY 2014"	Sarvaangi Sarees, College Road, Nashik.
	20.00	Posting of Provisional Results	York Vineyards, Nashik.
	20.30	Prize Distribution	

Please Note:

1. Please carry ,

- All the Documents of the vehicle**
- Calculator**
- Pens / Pencils (ample nos)**
- Rough Paper**
- Clip Board / pad**
- Tuned Car conforming to PUC regulations**
- Watch synchronized to Rally time. (preferably digital one)**

2. Please refuel your vehicle on previous night. The run will be around 150 Km

3. Please check and confirm you are carrying Spare wheel in car.

4. Please take care of following:

- Number and sponsors stickers pasted on you vehicle.**
- The scrutiny pass marking and stickers.**

What is T.S.D. “TIME”, “SPEED”, “DISTANCE”

- It is the computation of your time or speed or both with the distance you travel.
- You have main task as to REMAIN ON ROUTE GIVEN BY US
- YOU Have to Travel at SPEED ASKED BY US IN TIME CHART. (First page of Road Book)
- We will judge this by placing “CONTROLS” en route but their locations are unknown to you. They will be always on your LEFT HAND SIDE. (navigator side). You MUST STOP at all these Controls

ROAD BOOK READING

- The Road book is the book that you have to follow during the entire rally.
- The navigator does the reading of the road book and the driver follows the navigator's instructions.
- The Road Book will be given to you **1 MIN BEFORE** your **START TIME**
- Each instruction in the road book is called as a Tulip.
- The Tulips are sequentially numbered. The 5 columns in the Road Book explain

Total Distance – The distance from **START** Location of rally











Part Distance – The distance between the two tulips / Instructions



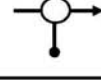
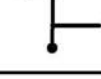
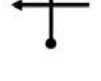




Direction – The direction is a linear representation of the road at that particular distance. The **Dot** indicates where you are and the **Arrow** indicates the direction where you should proceed. The adjoining roads are also shown.

Information – The prominent landmarks are given in this column. They may be shops, names of roads, names of Churches, any major advertisement, etc.

Distance to Run – This gives you the balance distance you need to go to the finish of the rally.

ROAD BOOK LOOKS LIKE

DISTANCE		DIRECTION	INFORMATION	TO RUN
TOTAL	PART			
0.00	0.00	 1	Make do "0" at the Gate	13.94
0.15	0.15	 2		13.79
0.34	0.19	 3		13.60
0.75	0.41	 4		13.19
0.81	0.06	 5		13.13
1.16	0.35	 6		12.78
1.21	0.05	 7		12.73
1.44	0.23	 8		12.50
1.69	0.25	 9	 ITI Signal	12.25

DISTANCE		DIRECTION	INFORMATION	TO RUN
TOTAL	PART			
1.90	0.21	 10		12.04
2.43	0.53	 11		11.51
2.83	0.40	 12		11.11
3.49	0.66	 13		10.45
4.38	0.89	 14	BSNL (Satpur) Office	9.56
4.50	0.12	 15		9.44
4.92	0.42	 16		9.02
5.14	0.22	 17		8.80
6.00	0.86	 18		7.94

TIME CONTROL (TC)

(A) Time Control (T.C.):

- The signs will be always on left hand side of the road, if you are traveling in rally direction.
- There will be 2 or 3 officials at each location and ANY ONE will do control procedures
- The stopping time within any control area must not exceed the time necessary for carrying out control operations.
- It is strictly prohibited to enter in control area from any direction other than that prescribed by the itinerary and the road book of the rally
- Competitors are obliged to follow the instruction by marshals at control area
- Any deviation in check in procedure at control area will be noted by the marshal & will be reported to Clerk of the Course
- They will write the time of “HADING OVER TIME CARD” to them.
- The time will be noted in HRS : MIN : SECONDS
- They are FINAL JUDGE of fact



SELF TIME CONTROL (SELF TC)

(A) Self Time Control (Self T.C.):

- The signs will be always on left hand side of the road, if you are traveling in rally direction.
- There will be 1 officials at each location just to note down your arrival on that TC.
- You need to calculate your own ETA and write it on your own Time Card.
- You may write this time up to next TC.
- The next TC marshal will sign for the time you have written on Self TC.
- The marshal on Self TC will NOT write anything on your card and you also will NOT sign on Marshal's Register at Self TC.
- The time will be noted in HRS : MIN : SECONDS
- The other Rules in TC remains same except timing procedure.



PASSAGE CONTROL (PC)

They will be identified by **STAMP SIGN** on **RED** background. They will acknowledge that you have come to their location in proper direction. They do not write the Time.



If you have any dispute please note it in marshal's card and Sign, make a note in your card and take his signature. We will listen to your disputes at the end of the rally and if required refer it to the Stewards of the meet to take necessary decision.

CONTROLS WILL LOOK LIKE

(A) Time Control (T.C.):



Time Card

[illegible]

Marshal will write his Control No: TC NO

Time will be Written in HR:MIN:SEC

Marshal will sign here

- Will write remark like**
 - Deliberate slow**
 - Wrong direction**
 - NOT wearing seat belt**

- Will write remark like**
 - Deliberate slow**
 - Wrong direction**
 - NOT wearing seat belt**

Marshall Register

At every control, the crew must ensure that the time is also entered in the Marshal's register.

The competitor must sign this.

Chief Post :				Location	TC / PC No.	
Asst. Marshal :						
Comp. No.	Arrival Time			Sign. of Competitor	Remark	Tally
	Hr.	Min.	Sec			
						1
						2
						3
						4
						5
						6
						7
						8
						9
						10
						11
						12
						13
						14
						15
						16
						17
						18

Penalties

At Time Controls	1 Second penalty for Each Second LATE 2 Second penalty for Each Second EARLY
Deliberate Stopping / Zig Zag / reversing /u-turning in sight of marshals before Time Control.	10 minute penalty
Missing Passage or TIME control	30 Minutes Penalty (More than 3 Time or 3 Passage controls missed will entail exclusion)
Entering a control in WRONG DIRECTION	30 Minutes penalty.
Deviation in Control Check in procedure	Refer to Clerk of the Course.
Loss of time card	Exclusion.

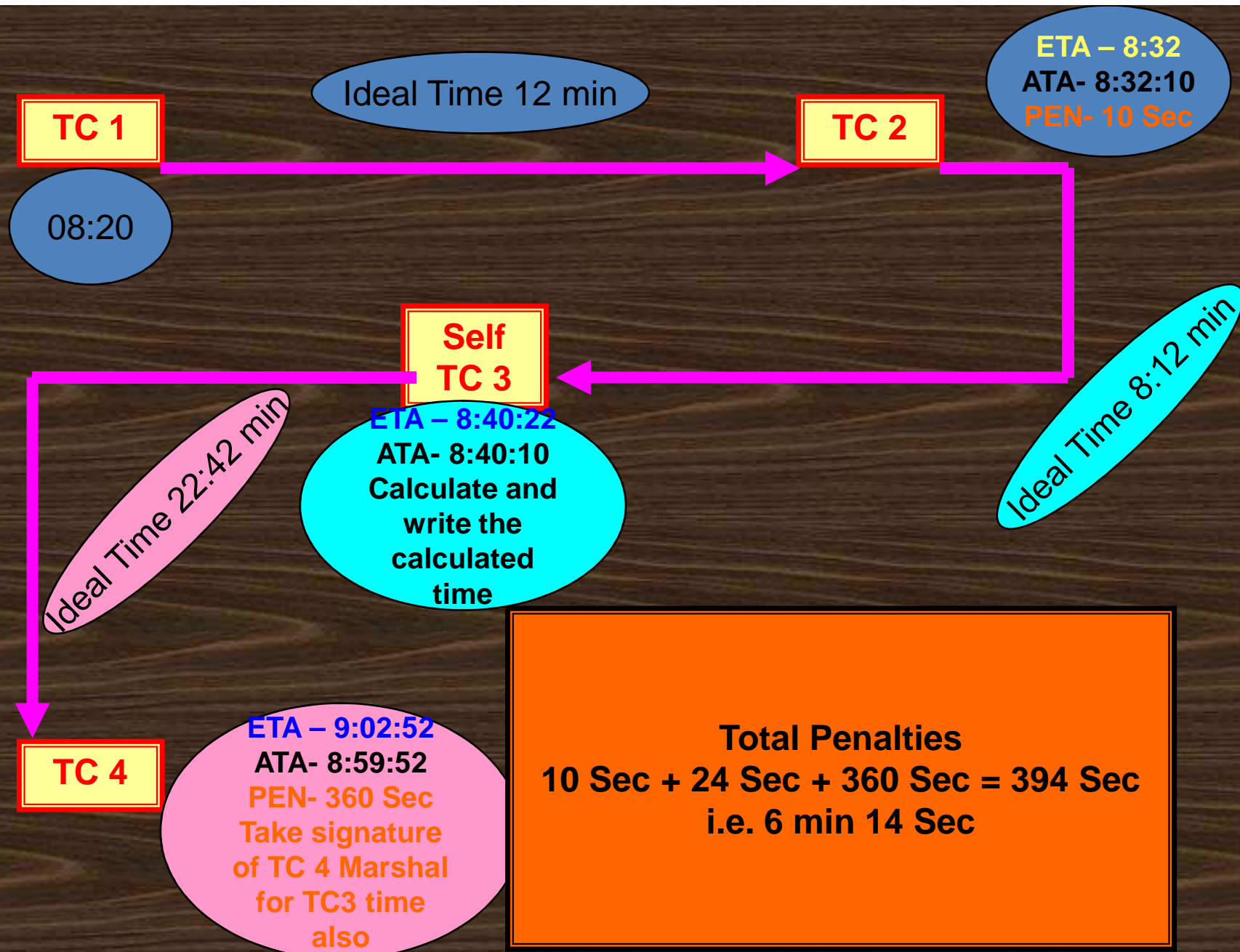
Penalties

Maximum Permitted Lateness (MPL):

You have to finish the entire event within the specified time. This specified time of Maximum Permitted Lateness is 60 mins. e.g. if your time of finish is 14.00 Hrs, so your maximum permitted lateness is 15.00 Hrs. Reporting later than the Maximum Permitted Lateness will entail penalties/exclusion as given in the Regulations. This gives an average speed of approx. 35 kmph. Make sure that you reports to finish ON your scheduled time.

TIME CHART & FORMULA

TIME CHART			
<i>from</i>	<i>to</i>	<i>Speed / Time</i>	
0.00	1.50	25	KPH
1.50	6.75	10	KPH
6.75	11.90	30	KPH
11.90	14.97	18	KPH
14.97	21.30	35.4	KPH
21.30	23.10	9	KPH
23.10	25.81	39	KPH
25.81	31.49	8	KPH
31.49	38.50	39	KPH
38.50	43.12	19.8	KPH
43.12	48.00	25.5	KPH
48.00	55.10	14	KPH
55.10	59.43	25	KPH
MAXIMUM PERMITTED LATENESS = 90 MIN			
To Calculate Time		Dist to Run X 60 / Speed	
To Calculate Speed		Dist to Run X 60 / Time in Min	



Provisional Classification Result and Protest

Results would be treated as final if no protests are lodged within 30 minutes of posting of the provisional results

- The time limit for protest against Provisional Result is within 30 minutes after the results are declared on the Official Notice board at the finish venue.
- Protest shall be in writing and accompanied by protest fees of `15000/- and shall be lodged with the Clerk of the Course or one of his appointed deputies.
- Any ruling by the Stewards shall be final and subject only to the right of appeal as provided for by the General Prescription of FMSCI.
- Competitors have right to appeal against sentence or decision pronounced on them by stewards of the meeting. They must however, under pain of forfeiture of their right to appeal, notify the stewards of meeting within one hour of the publication of the decision of their intention to appeal.
- The Appeal procedure will be as per the FMSCI's General Prescriptions. The appeal fees is Rs.80,000/- with Rs.40,000/- to be paid along with intention to appeal and balance Rs. 40,000/- payable along with the grounds of Appeal within 48 hours.

Important points:

- 1. USE OF EXTERNAL NAVIGATIONAL AIDS AS TRIP METERS, CELL PHONS WITH TRIP METER FACILTY, SPEED MONITORS, LAP-TOP/ NOTE BOOKS ETC. are strictly prohibited. Likewise, use of Wireless Communication Sets, GPS, Pagers etc. shall be strictly prohibited under pain of exclusion to be pronounced by Stewards of the Meet. Any device getting connected to satellite is strictly prohibited.**
- 2. A competitor loosing his time card WILL be excluded.**
- 3. Time card is a property of the organizers and upon retirement, for any reasons whatsoever, MUST be returned to the organizers without delay.**
- 4. Please do not argue with the Marshals placed en-route**
- 5. MARSHAL SHALL BE THE "FINAL JUDGE OF FACT".**
- 6. REMEMBER, The moment you reach each TC, the time entered by him is your new start time. So further calculations up to next TC shall be with respect this time.**
- 7. Rash driving / Over speeding will be strictly penalized.**
- 8. At bottom of road book – Note TC no, TIME and Distance of TC. It will help you calculating your own result.**

Important points:

9. ENTRY PROCEDURE:

There are two types of Entries:

- **Individual Entry : Every Participant will be considered as Individual Entry**
- **Corporate Entry: 3 or More Entries from a same Company will form a corporate Entry.**

There is no Extra Entry fees for Corporate Entry.

The performance of the corporate team will be best two performances of the team members.

Each corporate team member is also eligible for Individual Entry.

- 10. Around Mid Point of Rally Free Zone is Defined. Start and End of Free Zone is marked on Road book. There are hotels and fuel pumps available in that free zone. There are no Control Points during that free zone area. But before Free zone start and after free zone End there may be a control point anywhere.**

In Nut Shell

1. Don't forget to "MAKE YOUR ODO ZERO" at the Start of the Rally.
2. If you find error in your ODO meter and the rally distance, You can make ODO zero after every 10 Km of "rally distance".
3. Tick mark every tulip once you cross it. It is easy to know where you are.
4. In case you don't get the next tulip, please come back to last found tulip and start again. Don't forget to note down the new ODO reading now.
5. At beginning of the rally, try to remain on route. Once you both get well tuned to each other, start calculating time.
6. If you find Time calculations difficult, ask your driver to drive on the SPEED as asked
7. In complicated road drive faster by 5 / 10 KPH than "Asked speed". On straight road drive slower by 2/5 KPH than "Asked Speed"
8. In case you miss a control, don't get panic, many might have lost it.
9. Keep sipping water. It will help you remain calm. If hungry eat from the parcel given by us. Your brain will not function properly if you are hungry.

PLEASE SYNCRONISE YOUR WATCH TO RALLY TIME NOW.



Thank You...wish you all the very best

